

SHERIFF'S GOLD™ MEGAWAYS™

Game Rules (1.0 - 02/08/2022)

1. OVERVIEW

The goal is to obtain a winning combination on a winning way spread across the reels.

Game specifications:

Type	Slots
Number of reels	6
Number of rows	3-7
Number of ways	Up to 117,649 Megaways
Number of coins you can bet	20 (cannot be changed)
Progressive	No
Double feature	No
Wild symbols	Yes
Multiplier symbols	Yes
Scatter symbols	Yes
Bonus round	Yes (Sheriff's Gold Cash Respins)
Free spins	No
Instant win	No
RTP	Standard Play: 95.98%

The game disconnects if you do not take any actions for a specific number of consecutive minutes (this number varies depending on jurisdiction); the session recovery feature will save the game progress so that the next time the game is loaded, you can continue where you left off.

In the event of technical difficulties resulting in a dropped connection to the game server, the game you were playing is saved automatically and will load the next time you establish a connection to the game server. You will not be able to reconnect to the game server for the first 30 seconds after the disconnection.

Note: In case of malfunction all pays and play are voided; any bet that was not yet accepted will be voided, any bet that was unsettled will be refunded.

2. HOW TO PLAY

Note: If you do not have enough money to play a game, the bet can be set to the minimum selectable amount through a dialog window informing about this.


All winning ways pay from left to right. Winnings on different ways are all added. Only the highest winning combination on each way is paid. Winnings from Free Spins are added to the total win.

The auto spin feature does not automatically start free spins - player input is required.(Available only for specific jurisdictions)

On the info bar, you can view the current BET, your BALANCE and your current WIN, displayed in either credit or your real currency, depending on the current user's choice (Available only for specific jurisdictions). To toggle between credit or your real currency, click in the BALANCE area (Available only for specific jurisdictions).

2.1. Desktop version

To play, follow these steps:

1. Click  on the main screen, and then use the + and - buttons to select a coin value.

Click



to save the settings and return to the main screen.

Note: The total BET is displayed in either credit or your real currency, depending on the current user's choice (Available only for specific jurisdictions). To toggle between credit or your real currency, click in the BALANCE area (Available only for specific jurisdictions).

2. Click




to place the bet and spin the reels one time.

The total amount won will be shown in the WIN field from the info bar, in either credit or your real currency, depending on the current user's choice (Available only for specific jurisdictions). For each winning combination, the amount won is the amount shown in the paytable for that winning combination.

To toggle between credit or your real currency, click in the BALANCE area (Available only for specific jurisdictions).

2.2. Mobile version

To play, follow these steps:

1. Tap  on the main screen, then use the + and - buttons to select a coin value. Tap



to save the settings and return to the main screen.

Note: The total BET is displayed in either credit or your real currency, depending on the current user's choice (Available only for specific jurisdictions). To toggle between credit or your real currency, tap in the BALANCE area (Available only for specific jurisdictions).

2. Tap



to place the bet and spin the reels one time.

The total amount won will be shown in the WIN field from the info bar, in either credit or your real currency, depending on the current user's choice (Available only for specific jurisdictions). For each winning combination, the amount won is the amount shown in the paytable for that winning combination.

To toggle between credit or your real currency, tap in the BALANCE area (Available only for specific jurisdictions).

3. SPECIAL SYMBOLS AND FEATURES

3.1. Megaways

Megaways under license from Big Time Gaming.

Each spin can have up to 117,649 ways to win. Wins are awarded for left to right adjacent symbols, starting on reel 1, regardless of size.

3.2. Cascading Wins

Symbols spin into position to form a number of Megaways. Any win in view will start a Cascade.

Symbols in winning combinations will explode and new symbols will drop into position. Cascades will continue until no new wins are formed.

Note: Scatter symbols cannot be broken and will remain on screen until no more wins are formed.

3.3. Wild

The Wild symbol can replace any other symbols, except Scatter symbols, to form winning ways.

Wild symbols can only be found on reels 2, 3, 4 and 5.

3.4. Max Megaways

During any paid spin the Max Megaways modifier can be triggered. This will happen randomly with a unique background animation and the modifier title appearing, causing the reels to land the maximum amount of Megaways available (117,649).

3.5. Bonus Add

During any paid spin the Bonus Add can be triggered. This will happen randomly with a unique background animation and the modifier title appearing for a chance of triggering the Sheriff's Gold Cash Respins.

Note: An Sheriff's Gold Cash Respins trigger is not guaranteed with the Bonus Add modifier.

3.6. Sheriff's Gold Cash Respins

5 or more Scatter symbols anywhere on the reels will trigger the Sheriff's Gold Cash Respins – 3 initial respins are awarded and these are played on a special set of reels where only Scatter symbols can appear.

The respins start with the initial Scatter symbols remaining in place and the number of Megaways locked at the triggering amount for the duration of the feature.

During Sheriff's Gold Cash Respins, whenever at least one new Scatter lands on the reels, the number of respins is reset to 3. All Scatter symbols that land during the respins will remain in place until the feature ends.

If any Mini, Major or Mega Scatter symbols land in view, the amount shown in the relevant panel is awarded, the same as with any other Scatter symbol.

In addition, if an entire reel is filled with Scatter symbols, the relevant multiplier (equal to the number of spaces on the reel and displayed above the reel) is awarded and all Scatter symbols on that reel are multiplied.

The Sheriff's Gold Cash Respins end when no additional Scatter symbols appear on the special set of reels or when all the positions on the special set of reels are filled.

At the end of the respins feature, the sum of the values from each Scatter symbol in view is added to your balance.

Note: The values displayed on Scatter symbols are x Total Bet. During Sheriff's Gold Cash Respins you cannot change the bet.

Initial Symbols = Initial Symbols

BONUS_BUY_ENTERED = Sheriff's Gold Bonus

Bonus buy = Bonus buy

BONUS GAME = Sheriff's Gold Cash Respins



RespinsLeft = Sheriff's Gold Cash Respins remaining




RespinsUsed = Sheriff's Gold Cash Respins played

4. Other game buttons

4.1. Desktop version



The following buttons are available:




	Click this button to toggle the game sound on or off.
	Click this button to open the PAYOUTS tab, where you can view several screens: <ul style="list-style-type: none">• information about the payouts for the winning combinations, in either credit or your real currency - to toggle between credit or your real currency, click in the BALANCE area.• information about any existing special features or special symbols and their payouts, or specific awards;• basic game rules. To navigate among the various screens in the PAYOUTS tab, click on the left and right arrows at



	the bottom of the screen.
RULES	In the last of the screens from the PAYOUTS tab, click this button to view detailed game rules, in a new browser window.
	(available while the reels are spinning) Click this button to stop the reels earlier.
	(available during winning animations) Click this button to skip the winning animations.
	(available only for specific jurisdictions) Click this button to activate Turbo mode. The Turbo mode speeds up the gameplay - the spin time is reduced to a minimum.

4.2. Mobile version

The following buttons are available:

	Tap this button to toggle the game sound on or off.
	<p>Tap this button to open the PAYOUTS tab, where you can view several screens:</p> <ul style="list-style-type: none">• information about the payouts for the winning combinations, in either credit or your real currency - to toggle between credit or your real currency, tap in the BALANCE area.• information about any existing special features or special symbols and their payouts, or specific awards;• basic game rules. <p>To navigate among the various screens in the PAYOUTS tab, tap on the left and right arrows at the</p>

	bottom of the screen.
RULES	In the last of the screens from the PAYOUTS tab, tap this button to view detailed game rules, in a new browser window.
	(in real mode only) This button can be found in the PAYOUTS screen, in the BET settings screen and in the AUTO SPIN screen (available only for specific jurisdictions). Tap on it to view the gameplay history in a new browser window.
	This button can be found in the PAYOUTS screen, in the BET settings screen and in the AUTO SPIN screen (available only for specific jurisdictions). Tap on it to close the game and to open the home website, in the same browser window.
	(available while the reels are spinning) Tap this button to stop the reels

	earlier.
	<p>(available during winning animations) Tap this button to skip the winning animations.</p>
	<p>(available only for specific jurisdictions) Tap this button to activate Turbo mode. The Turbo mode speeds up the gameplay - the spin time is reduced to a minimum.</p>

